


# Removable Dip


## SPECS

Material Tubing	2" Steel Tube
Height	9"
Width	27"
Depth	32"
Weight	21.5 LBS
Foot Print	9" x 27" x 32"
Made In Usa	Yes




Our Dip Attachment fits 5/8" or 1" holes on 3×3" tubing, offering a space-saving flip-down storage option. Built with an angled 2" black powder-coated tubing, it allows for varied grip options to suit athletes' preferences and workout needs. They include a 1" or 5/8" Hitch Pin for easy attachment


## FEATURES



2" Bent Steel tube



3 Square Plastic pieces



1" and 5/8" Holes