

Wall Mounted Lat Pull Down


SPECS

| | |
|-----------------|----------------------|
| Material Tubing | 3x3 11 Gauge |
| Height | 100" |
| Width | 3" |
| Depth | 23" |
| Weight | 200 or 250 LBS Stack |
| Foot Print | 100" x 3" x 23" |
| Made In Usa | Yes |




The Wall Mounted Lat Pull Down was designed to be a low profile Lat Pull Down unit that can be added to any wall or 3x3" tubing with 1" holes. This unit only takes up 23"x 3" of floor space and can have attachments added to it when the seat and knee hold are removed making it a very versatile unit. Our Fixed Low Pulley can be added to add low row/low pulley functionality. Due to the slotted hole on the crossmember it can be added to any brand upright with 1" holes and 3x3" tubing with ease.


FEATURES



Bolt onto any 1" hole or connect to wall



Removable Seat and Knee Hold



Slotted Crossmembers